



Flags Made

(877) 40-FLAGS

Custom Canopy Pop-Up Tents

SPECIFICATIONS



Canopy Tent Sizes



Canopy Tent Packages

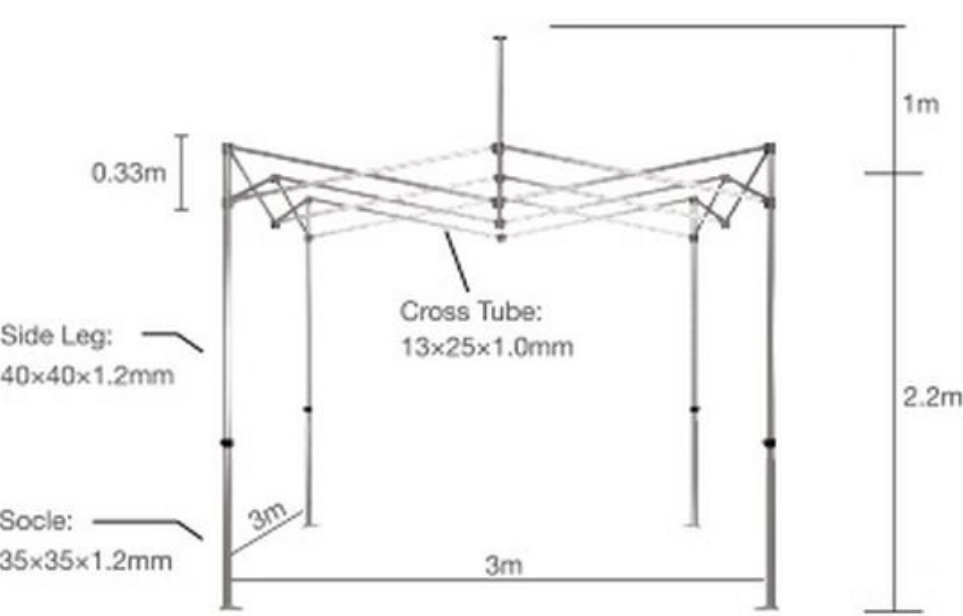


Frame Types

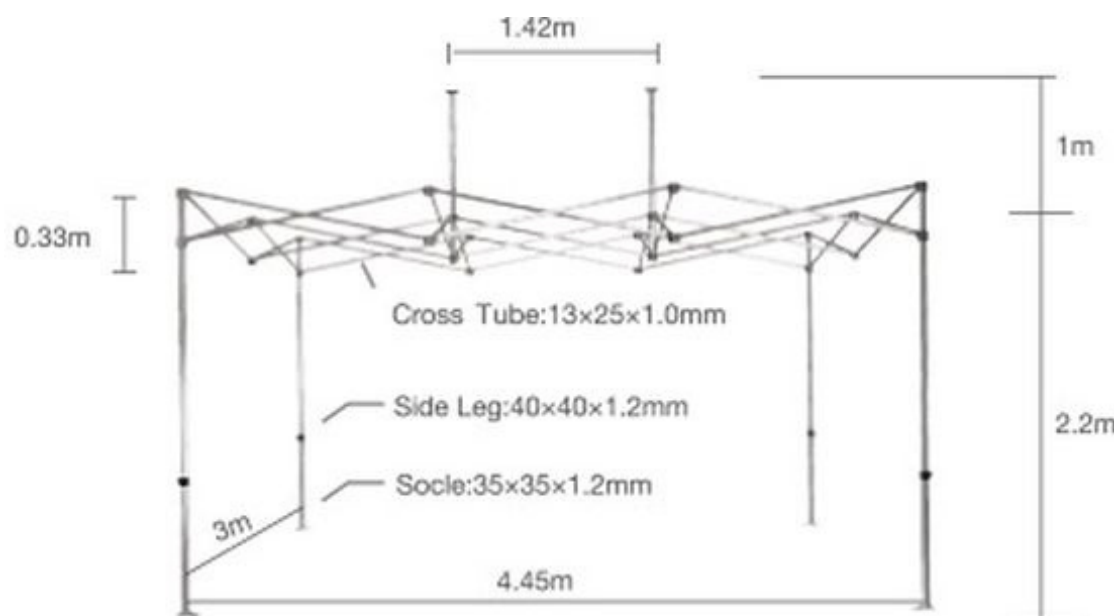


	PREMIUM	SUPER-PREMIUM
Usage	Frequent Usage	Heavy-Duty
Leg Style	Hexagonal 40mm	Hexagonal 50mm
Frame Material	Aluminum	Aluminum
Locking System	EZ-Thumb Locks	EZ-Thumb Locks
Coating	Anodized Weather Resistant	Anodized Weather Resistant
Fabric Material	600d PU Polyester Heavy Duty	600d PU Polyester Heavy Duty
Fire Certified	✓	✓
Upper Stability Bars	✓	✓
10x10 Size	✓	✓
10x15 Size	✓	✓
10x20 Size	✓	✓
Recommended Use	Tradeshows/Festivals Indoor/Outdoor Events	Temporary Structure Indoor/Outdoor
Wind Rating	30-35MPH	40-45MPH
Recommended usage is based on customer feedback and factory testing. All custom canopy pop-up tents can be used for any purpose. Wind rating performed at factory level, all custom canopy tents must be staked down or weighted down with sand bags or water bags. Flags Made is not responsible or liable for damaged tents due to "acts of god" - wind, fire, or water damage to your custom canopy tent.		

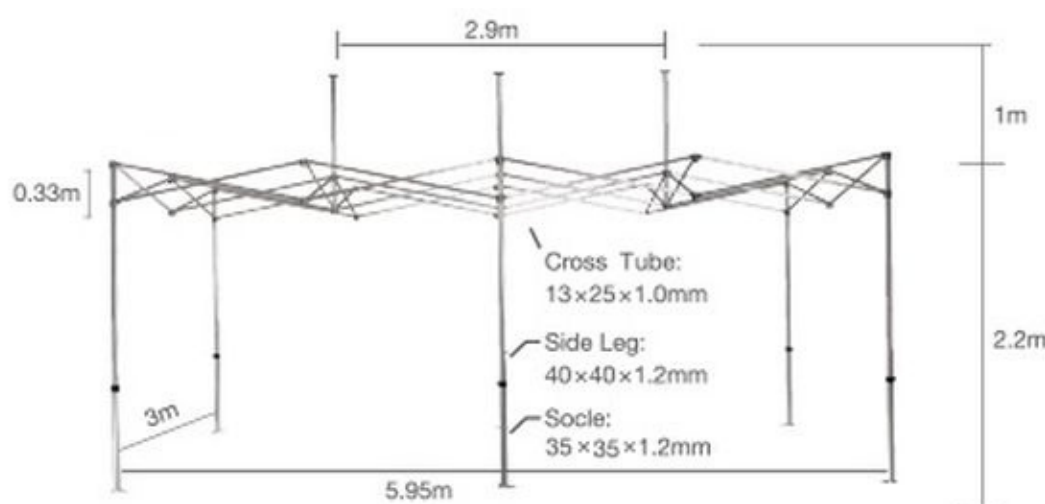
Locking & Frame Specs





10x10 Hex Tent Frame



10x15 Hex Tent Frame



10x20 Hex Tent Frame



Setup Instructions


Advertising Tent assembly instructions

VARIOUS SIZES

10'X10'
10'X15'
10'X20'

FEATURES





01

Remove the frame from carrying bag

02

Watch out for pinching fingers

03

Two people stand opposite to each other and gently pull the frame until it is half open



04

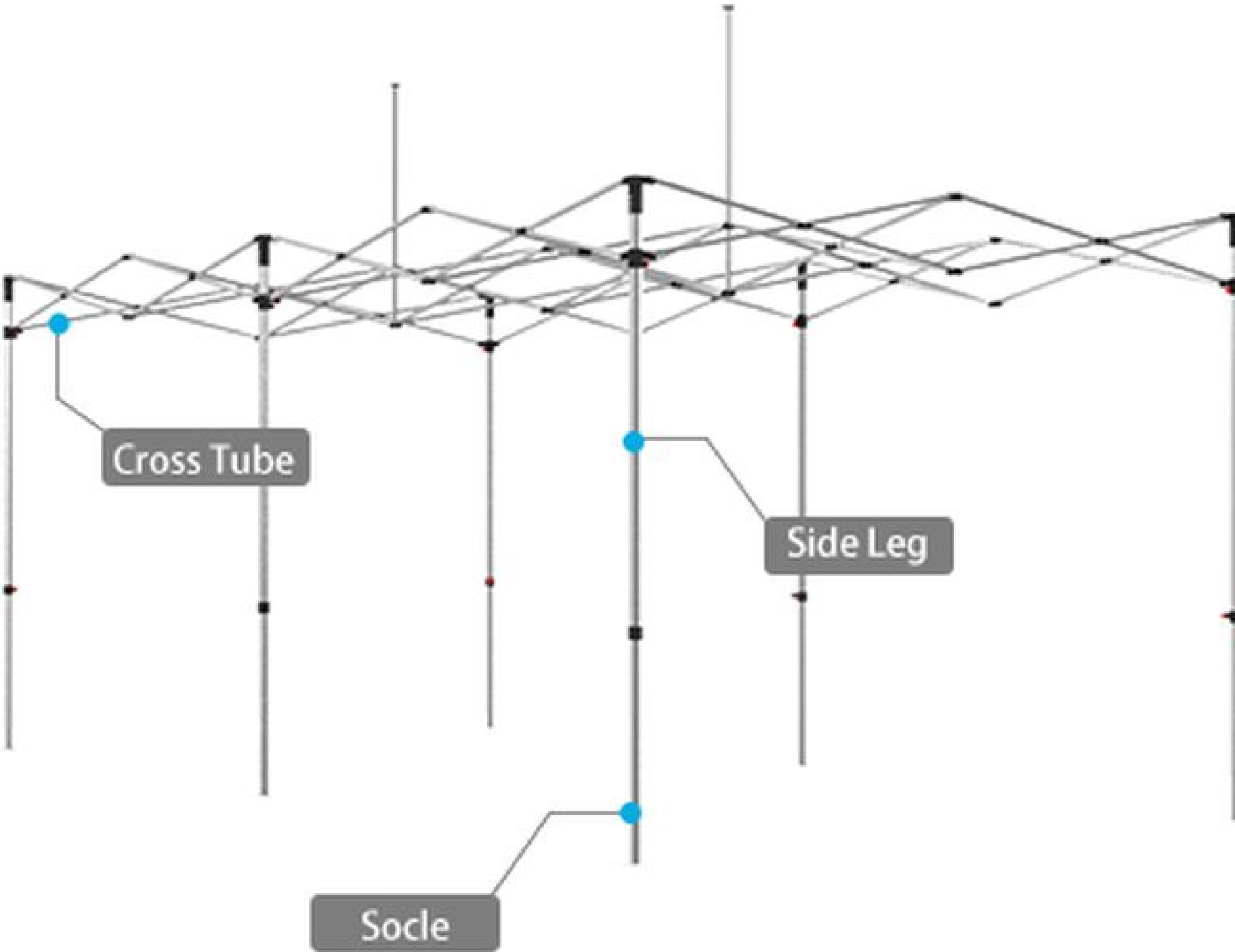
Unfold your canopy and drape over the frame. Tie canopy corners and frame corners down with the Velcro.

05

Two people stand diagonal to each other. Lift and separate the frame legs to extent the tent out completely.

06

For height adjustment, stand on the foot of frame leg and slide the frame up until it locks into your desired position.



Printable Components



Printing Options



Single Sided Front

Single Sided Back



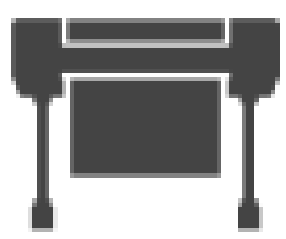

Double Sided

Single Sided

Materials & Care

600D PU Polyester

Featuring flame retardant, water proof and UV protection, this fabric ensures you a durable and long-lasting display.



Full-color



Water proof



UV protection



Fire proof

Material Care

After usage, please make sure the fabric is clean and dry for storage, as this might reduce the lifetime of the canopy tent. If there is any dirt on the fabric, please hand wash it with cold water and mild detergent.

